


## MICHELIN® AUSTRALIAN MOTORCYCLE GRAND PRIX

## Race

Classification after 27 laps = 120.096 km

29

Pos		Rider	Nation	Team	Motorcycle	Total Time	Km/h	Gap
1	25	93 <b>Marc MARQUEZ</b>	SPA	Repsol Honda Team	HONDA	<b>40'49.772</b>	176.4	
2	20	46 <b>Valentino ROSSI</b>	ITA	Movistar Yamaha MotoGP	YAMAHA	<b>40'51.571</b>	176.3	1.799
3	16	25 <b>Maverick VIÑALES</b>	SPA	Movistar Yamaha MotoGP	YAMAHA	<b>40'51.598</b>	176.3	1.826
4	13	5 <b>Johann ZARCO</b>	FRA	Monster Yamaha Tech 3	YAMAHA	<b>40'51.614</b>	176.3	1.842
5	11	35 <b>Cal CRUTCHLOW</b>	GBR	LCR Honda	HONDA	<b>40'53.617</b>	176.2	3.845
6	10	29 <b>Andrea IANNONE</b>	ITA	Team SUZUKI ECSTAR	SUZUKI	<b>40'53.643</b>	176.2	3.871
7	9	43 <b>Jack MILLER</b>	AUS	EG 0,0 Marc VDS	HONDA	<b>40'55.391</b>	176.0	5.619
8	8	42 <b>Alex RINS</b>	SPA	Team SUZUKI ECSTAR	SUZUKI	<b>41'01.980</b>	175.6	12.208
9	7	44 <b>Poi ESPARGARO</b>	SPA	Red Bull KTM Factory Racing	KTM	<b>41'06.023</b>	175.3	16.251
10	6	38 <b>Bradley SMITH</b>	GBR	Red Bull KTM Factory Racing	KTM	<b>41'06.034</b>	175.3	16.262
11	5	45 <b>Scott REDDING</b>	GBR	OCTO Pramac Racing	DUCATI	<b>41'11.424</b>	174.9	21.652
12	4	26 <b>Dani PEDROSA</b>	SPA	Repsol Honda Team	HONDA	<b>41'11.440</b>	174.9	21.668
13	3	4 <b>Andrea DOVIZIOSO</b>	ITA	Ducati Team	DUCATI	<b>41'11.464</b>	174.9	21.692
14	2	17 <b>Karel ABRAHAM</b>	CZE	Pull&Bear Aspar Team	DUCATI	<b>41'15.882</b>	174.6	26.110
15	1	99 <b>Jorge LORENZO</b>	SPA	Ducati Team	DUCATI	<b>41'15.940</b>	174.6	26.168
16		53 <b>Tito RABAT</b>	SPA	EG 0,0 Marc VDS	HONDA	<b>41'16.024</b>	174.6	26.252
17		19 <b>Alvaro BAUTISTA</b>	SPA	Pull&Bear Aspar Team	DUCATI	<b>41'26.149</b>	173.9	36.377
18		76 <b>Loris BAZ</b>	FRA	Reale Avintia Racing	DUCATI	<b>41'29.426</b>	173.6	39.654
19		22 <b>Sam LOWES</b>	GBR	Aprilia Racing Team Gresini	APRILIA	<b>41'30.172</b>	173.6	40.400
20		8 <b>Hector BARBERA</b>	SPA	Reale Avintia Racing	DUCATI	<b>41'35.673</b>	173.2	45.901
21		9 <b>Danilo PETRUCCI</b>	ITA	OCTO Pramac Racing	DUCATI	<b>41'38.540</b>	173.0	48.768
22		23 <b>Broc PARKES</b>	AUS	Monster Yamaha Tech 3	YAMAHA	<b>41'47.483</b>	172.4	57.711
<b>Not Classified</b>								
		41 <b>Aleix ESPARGARO</b>	SPA	Aprilia Racing Team Gresini	APRILIA	<b>10'40.746</b>	174.9	20 laps

Race condition: Dry

Air: 16°

Humidity: 79%

Ground: 29°

<b>Pole Position:</b>		<b>Marc MARQUEZ</b>	<b>1'28.386</b>	181.1 Km/h
<b>Fastest Lap:</b>	Lap 2	<b>Johann ZARCO</b>	<b>1'29.572</b>	178.7 Km/h
<b>Circuit Record Lap:</b>	2013	<b>Marc MARQUEZ</b>	<b>1'28.108</b>	181.7 Km/h
<b>Circuit Best Lap:</b>	2013	<b>Jorge LORENZO</b>	<b>1'27.899</b>	182.1 Km/h

15:40'00

15:53'16

15:58'00

16:00'28

16:02'03

16:11'21 Aleix ESPARGARO

SIGHTING LAP START

Race declared dry

WARM UP LAP START

RACE START

No jump start

crashed out - Rider OK

The results are provisional until the end of the limit for protest and appeals.

Time limit for protest expires 30' after publication of the results - ..... Time: .....

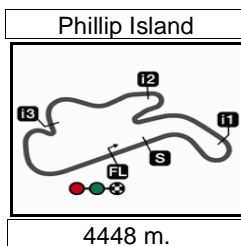
These data/results cannot be reproduced, stored and/or transmitted in whole or in part by any manner of electronic, mechanical, photocopying, recording, broadcasting or otherwise now known or herein after developed without the previous express consent by the copyright owner, except for reproduction in daily press and regular printed publications on sale to the public within 60 days of the event related to those data/results and always provided that copyright symbol appears together as follows below.

© DORNA, 2017

Official MotoGP Timing by TISSOT  
www.motogp.com

Phillip Island, Sunday, October 22, 2017





Results and timing service provided by **TISSOT**

**MotoGP™**

**MICHELIN® AUSTRALIAN MOTORCYCLE GRAND PRIX**

**World Championship Classification**

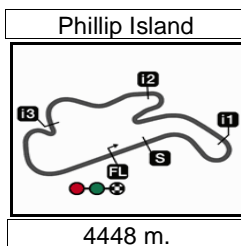
**30**

Rider	Nation	Points	Leader	Previous	QAT	ARG	AME	SPA	FRA	ITA	CAT	NED	GER	CZE	AUT	GBR	RSM	ARA	JPN	AUS	MAL	VAL
1 MARQUEZ Marc	SPA	269			13	-	25	20	-	10	20	16	25	25	20	-	25	25	20	25		
2 DOVIZIOSO Andrea	ITA	236	33	33	20	-	10	11	13	25	25	11	8	10	25	25	16	9	25	3		
3 VIÑALES Maverick	SPA	219	50	17	25	25	-	10	25	20	6	-	13	16	10	20	13	13	7	16		
4 ROSSI Valentino	ITA	188	81	31	16	20	20	6	-	13	8	25	11	13	9	16	-	11	-	20		
5 PEDROSA Dani	SPA	174	95	14	11	-	16	25	16	-	16	3	16	20	16	9	2	20	-	4		
6 ZARCO Johann	FRA	138	131	36	-	11	11	13	20	9	11	2	7	4	11	10	1	7	8	13		
7 LORENZO Jorge	SPA	117	152	21	5	-	7	16	10	8	13	1	5	1	13	11	-	16	10	1		
8 PETRUCCI Danilo	ITA	111	158	6	-	9	8	9	-	16	-	20	4	9	-	-	20	0	16	0		
9 CRUTCHLOW Cal	GBR	103	166	8	-	16	13	-	11	-	5	13	6	11	1	13	3	-	-	11		
10 FOLGER Jonas	GER	84	185	19	6	10	5	8	9	3	10	-	20	6	-	-	7	0	-	-		
11 BAUTISTA Alvaro	SPA	70	199	14	-	13	1	-	-	11	9	-	10	-	8	6	4	8	-	0		
12 MILLER Jack	AUS	65	204	5	8	7	6	-	8	1	-	10	1	2	-	0	10	3	-	9		
13 ESPARGARO Aleix	SPA	62	207	3	10	-	0	7	-	-	-	6	9	8	3	-	-	10	9	-		
14 REDDING Scott	GBR	61	208	1	9	8	4	5	-	4	3	-	0	0	4	8	9	2	0	5		
15 IANNONE Andrea	ITA	60	209	1	-	0	9	-	6	6	0	7	-	0	5	-	-	4	13	10		
16 ESPARGARO Pol	SPA	49	220	11	0	2	-	-	4	-	0	5	3	7	-	5	5	6	5	7		
17 RINS Alex	SPA	46	223	3	7	-	-	-	-	-	-	0	0	5	0	7	8	0	11	8		
18 BAZ Loris	FRA	45	224	1	4	5	-	3	7	0	4	8	0	-	7	1	0	0	6	0		
19 ABRAHAM Karel	CZE	30	239	15	2	6	-	1	-	0	2	9	0	3	2	3	0	-	-	2		
20 RABAT Tito	SPA	29	240	1	1	4	3	-	5	5	1	4	0	0	0	4	-	1	1	0		
21 BARBERA Hector	SPA	25	244	4	3	3	2	4	-	2	7	0	-	0	0	2	-	0	2	0		
22 SMITH Bradley	GBR	20	249	5	0	1	0	2	3	0	-	-	2	-	0	0	6	0	0	6		
23 PIRRO Michele	ITA	18	251	2	-	-	-	-	-	7	-	-	-	-	-	-	11	-	-	-		
24 KALLIO Mika	FIN	11	258	7	-	-	-	-	-	-	-	-	0	-	6	-	-	5	-	-		
25 LOWES Sam	GBR	5	264	6	0	-	-	0	2	0	0	-	-	0	0	-	-	0	3	0		
26 NAKASUGA Katsuyuki	JPN	4	265	1	-	-	-	-	-	-	-	-	-	-	-	-	-	-	4	-		
27 GUINTOLI Sylvain	FRA	1	268	3	-	-	-	-	1	0	0	-	-	-	-	-	-	-	-	-		
28 TSUDA Takuya	JPN	0	269	1	-	-	-	0	-	-	-	-	-	-	-	-	-	-	-	-		

These data/results cannot be reproduced, stored and/or transmitted in whole or in part by any manner of electronic, mechanical, photocopying, recording, broadcasting or otherwise now known or herein after developed without the previous express consent by the copyright owner, except for reproduction in daily press and regular printed publications on sale to the public within 60 days of the event related to those data/results and always provided that copyright symbol appears together as follows below.  
© DORNA, 2017

Official MotoGP Timing by **TISSOT**  
www.motogp.com





Results and timing service provided by **TISSOT**

**MotoGP™**

**MICHELIN® AUSTRALIAN MOTORCYCLE GRAND PRIX**

**World Championship Classification**

**30**

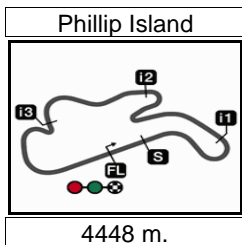
29	<b>AOYAMA Hiroshi</b>	JPN	0	269	0	-	-	-	-	-	-	-	-	-	-	-	-	-	-	-	0	-
30	<b>PARKES Broc</b>	AUS	0	269	0	-	-	-	-	-	-	-	-	-	-	-	-	-	-	-	-	0

<b>Constructor</b>	<i>Points</i>	<i>Leader Previous</i>	<b>QAT</b>	<b>ARG</b>	<b>AME</b>	<b>SPA</b>	<b>FRA</b>	<b>ITA</b>	<b>CAT</b>	<b>NED</b>	<b>GER</b>	<b>CZE</b>	<b>AUT</b>	<b>GBR</b>	<b>RSM</b>	<b>ARA</b>	<b>JPN</b>	<b>AUS</b>	<i>MAL</i>	<i>VAL</i>
1 <b>HONDA</b>	<b>319</b>		13	16	25	25	16	10	20	16	25	25	20	13	25	25	20	25		
2 <b>YAMAHA</b>	<b>285</b>	34	34	25	25	20	13	25	20	11	25	20	16	11	20	13	13	8	20	
3 <b>DUCATI</b>	<b>278</b>	41	7	20	13	10	16	13	25	25	20	10	10	25	25	20	16	25	5	
4 <b>SUZUKI</b>	<b>87</b>	232	191	7	-	9	-	6	6	-	7	-	5	5	7	8	4	13	10	
5 <b>APRILIA</b>	<b>64</b>	255	23	10	-	-	7	2	-	-	6	9	8	3	-	-	10	9	-	
6 <b>KTM</b>	<b>58</b>	261	6	-	2	-	2	4	-	-	5	3	7	6	5	6	6	5	7	

<b>Team</b>	<i>Points</i>	<i>Leader Previous</i>	<b>QAT</b>	<b>ARG</b>	<b>AME</b>	<b>SPA</b>	<b>FRA</b>	<b>ITA</b>	<b>CAT</b>	<b>NED</b>	<b>GER</b>	<b>CZE</b>	<b>AUT</b>	<b>GBR</b>	<b>RSM</b>	<b>ARA</b>	<b>JPN</b>	<b>AUS</b>	<i>MAL</i>	<i>VAL</i>
1 <b>REPSOL HONDA TEAM</b>	<b>443</b>		24	-	41	45	16	10	36	19	41	45	36	9	27	45	20	29		
2 <b>MOVISTAR YAMAHA MOTOGP</b>	<b>407</b>	36	36	41	45	20	16	25	33	14	25	24	29	19	36	13	24	7	36	
3 <b>DUCATI TEAM</b>	<b>353</b>	90	54	25	-	17	27	23	33	38	12	13	11	38	36	16	25	35	4	
4 <b>MONSTER YAMAHA TECH 3</b>	<b>222</b>	221	131	6	21	16	21	29	12	21	2	27	10	11	10	8	7	8	13	
5 <b>OCTO PRAMAC RACING</b>	<b>172</b>	271	50	9	17	12	14	-	20	3	20	4	9	4	8	29	2	16	5	
6 <b>TEAM SUZUKI ECSTAR</b>	<b>107</b>	336	65	7	-	9	-	7	6	-	7	-	5	5	7	8	4	24	18	
7 <b>LCR HONDA</b>	<b>103</b>	340	4	-	16	13	-	11	-	5	13	6	11	1	13	3	-	-	11	
8 <b>PULL&amp;BEAR ASPAR TEAM</b>	<b>100</b>	343	3	2	19	1	1	-	11	11	9	10	3	10	9	4	8	-	2	
9 <b>EG 0,0 MARC VDS</b>	<b>94</b>	349	6	9	11	9	-	13	6	1	14	1	2	-	4	10	4	1	9	
10 <b>REALE AVINTIA RACING</b>	<b>70</b>	373	24	7	8	2	7	7	2	11	8	-	-	7	3	-	-	8	-	
11 <b>RED BULL KTM FACTORY RA</b>	<b>69</b>	374	1	-	3	-	2	7	-	-	5	5	7	-	5	11	6	5	13	
12 <b>APRILIA RACING TEAM GRESI</b>	<b>67</b>	376	2	10	-	-	7	2	-	-	6	9	8	3	-	-	10	12	-	

These data/results cannot be reproduced, stored and/or transmitted in whole or in part by any manner of electronic, mechanical, photocopying, recording, broadcasting or otherwise now known or herein after developed without the previous express consent by the copyright owner, except for reproduction in daily press and regular printed publications on sale to the public within 60 days of the event related to those data/results and always provided that copyright symbol appears together as follows below.  
© DORNA, 2017





Results and timing service provided by TISSOT

MotoGP™

MICHELIN® AUSTRALIAN MOTORCYCLE GRAND PRIX

Race  
Lap Chart

31

Pos	1	2	3	4	5	6	7	8	9	10	11	12	13	14	15	16	17	18	19	20	21	22	23
Grid	93	25	5	29	43	44	46	41	38	35	4	26	42	53	17	99	76	9	8	45	23	19	22



	1	43	93	25	46	29	44	5	35	41	38	4	42	26	53	17	99	76	9	19	45	8	23	22
	2	43	93	25	5	46	29	41	44	35	42	38	17	99	53	26	76	9	45	19	4	8	22	23
	3	43	25	46	93	5	41	29	35	44	42	38	17	99	53	26	76	9	4	45	19	8	22	23
	4	43	25	46	93	5	41	35	29	44	42	38	17	99	53	26	76	9	4	45	19	8	22	23
	5	46	25	43	93	5	41	35	29	42	44	38	99	17	53	26	4	76	45	19	9	8	22	23
	6	46	25	93	5	43	41	35	29	42	38	44	99	17	26	53	4	76	45	9	19	8	22	23
	7	46	93	5	25	43	41	35	29	42	38	44	99	26	4	17	53	76	45	9	19	8	22	23
	8	46	5	93	25	43	35	29	42	38	44	99	4	26	17	53	76	45	19	9	8	22	23	
	9	5	93	46	43	25	35	29	42	38	44	4	26	99	17	53	76	45	19	9	8	22	23	
	10	5	93	43	46	25	35	29	42	38	44	26	4	99	17	53	45	76	19	8	9	22	23	
L	11	5	93	43	46	25	29	35	42	38	44	26	4	99	17	53	45	76	19	8	22	9	23	
a	12	5	93	46	43	25	29	35	42	38	44	26	4	99	17	53	45	76	19	8	22	9	23	
P	13	5	46	93	43	25	29	35	42	38	44	26	4	99	17	45	53	76	19	8	22	9	23	
S	14	46	5	93	25	43	29	35	42	38	44	26	4	99	17	45	53	19	76	8	22	9	23	
	15	46	93	5	25	43	29	35	42	38	44	26	4	99	17	45	53	76	19	8	22	9	23	
	16	46	5	25	93	43	29	35	42	38	44	26	4	99	17	45	53	19	76	22	9	8	23	
	17	5	46	25	93	29	43	35	42	38	44	26	4	99	17	45	53	19	76	22	9	8	23	
	18	5	46	25	93	29	35	43	42	38	44	4	26	17	45	99	53	76	19	22	8	9	23	
	19	25	46	93	29	5	35	43	42	38	44	4	26	45	99	17	53	19	76	22	8	9	23	
	20	25	93	46	29	5	35	43	42	38	44	4	26	45	99	17	53	19	76	22	8	9	23	
	21	93	46	25	5	29	35	43	42	38	44	4	26	45	99	17	53	19	76	22	8	9	23	
	22	93	46	5	29	43	35	25	42	38	44	4	26	45	99	17	53	19	76	22	8	9	23	
	23	93	5	46	29	35	25	43	42	38	44	4	45	26	99	17	53	19	76	22	8	9	23	
	24	93	46	5	29	25	35	43	42	38	44	45	4	26	99	17	53	19	76	22	8	9	23	
	25	93	5	29	46	25	35	43	42	44	38	45	4	26	99	17	53	19	76	22	8	9	23	
	26	93	46	5	25	29	35	43	42	44	38	4	45	26	99	17	53	19	76	22	8	9	23	
	27	93	46	25	5	35	29	43	42	44	38	45	26	4	17	99	53	19	76	22	8	9	23	

Winner     Lapped rider

These data/results cannot be reproduced, stored and/or transmitted in whole or in part by any manner of electronic, mechanical, photocopying, recording, broadcasting or otherwise now known or herein after developed without the previous express consent by the copyright owner, except for reproduction in daily press and regular printed publications on sale to the public within 60 days of the event related to those data/results and always provided that copyright symbol appears together as follows below.

Official MotoGP Timing by TISSOT  
www.motogp.com

Phillip Island, Sunday, October 22, 2017

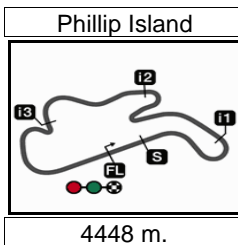


## MICHELIN® AUSTRALIAN MOTORCYCLE GRAND PRIX


## Race

## Fastest Lap of Each Rider

32



4448 m.

	Rider	Nation	Team	Motorcycle	Time	Lap Total	Gap
1	5 Johann ZARCO	FRA	Monster Yamaha Tech 3	YAMAHA	<b>1'29.572</b>	2 27	
2	42 Alex RINS	SPA	Team SUZUKI ECSTAR	SUZUKI	<b>1'29.843</b>	5 27	0.271 0.271
3	35 Cal CRUTCHLOW	GBR	LCR Honda	HONDA	<b>1'29.982</b>	7 27	0.410 0.139
4	93 Marc MARQUEZ	SPA	Repsol Honda Team	HONDA	<b>1'30.001</b>	23 27	0.429 0.019
5	29 Andrea IANNONE	ITA	Team SUZUKI ECSTAR	SUZUKI	<b>1'30.021</b>	6 27	0.449 0.020
6	43 Jack MILLER	AUS	EG 0,0 Marc VDS	HONDA	<b>1'30.040</b>	10 27	0.468 0.019
7	25 Maverick VIÑALES	SPA	Movistar Yamaha MotoGP	YAMAHA	<b>1'30.060</b>	10 27	0.488 0.020
8	41 Aleix ESPARGARO	SPA	Aprilia Racing Team Gresini	APRILIA	<b>1'30.086</b>	5 7	0.514 0.026
9	46 Valentino ROSSI	ITA	Movistar Yamaha MotoGP	YAMAHA	<b>1'30.108</b>	13 27	0.536 0.022
10	38 Bradley SMITH	GBR	Red Bull KTM Factory Racing	KTM	<b>1'30.313</b>	9 27	0.741 0.205
11	4 Andrea DOVIZIOSO	ITA	Ducati Team	DUCATI	<b>1'30.347</b>	8 27	0.775 0.034
12	44 Pol ESPARGARO	SPA	Red Bull KTM Factory Racing	KTM	<b>1'30.369</b>	7 27	0.797 0.022
13	45 Scott REDDING	GBR	OCTO Pramac Racing	DUCATI	<b>1'30.398</b>	12 27	0.826 0.029
14	26 Dani PEDROSA	SPA	Repsol Honda Team	HONDA	<b>1'30.458</b>	14 27	0.886 0.060
15	17 Karel ABRAHAM	CZE	Pull&Bear Aspar Team	DUCATI	<b>1'30.557</b>	13 27	0.985 0.099
16	53 Tito RABAT	SPA	EG 0,0 Marc VDS	HONDA	<b>1'30.673</b>	14 27	1.101 0.116
17	99 Jorge LORENZO	SPA	Ducati Team	DUCATI	<b>1'30.692</b>	12 27	1.120 0.019
18	22 Sam LOWES	GBR	Aprilia Racing Team Gresini	APRILIA	<b>1'30.979</b>	9 27	1.407 0.287
19	76 Loris BAZ	FRA	Reale Avintia Racing	DUCATI	<b>1'31.041</b>	7 27	1.469 0.062
20	8 Hector BARBERA	SPA	Reale Avintia Racing	DUCATI	<b>1'31.051</b>	6 27	1.479 0.010
21	19 Alvaro BAUTISTA	SPA	Pull&Bear Aspar Team	DUCATI	<b>1'31.104</b>	12 27	1.532 0.053
22	9 Danilo PETRUCCI	ITA	OCTO Pramac Racing	DUCATI	<b>1'31.300</b>	4 27	1.728 0.196
23	23 Broc PARKES	AUS	Monster Yamaha Tech 3	YAMAHA	<b>1'31.824</b>	12 27	2.252 0.524

These data/results cannot be reproduced, stored and/or transmitted in whole or in part by any manner of electronic, mechanical, photocopying, recording, broadcasting or otherwise now known or herein after developed without the previous express consent by the copyright owner, except for reproduction in daily press and regular printed publications on sale to the public within 60 days of the event related to those data/results and always provided that copyright symbol appears together as follows below.


© DORNA, 2017

Official MotoGP Timing by TISSOT  
www.motogp.com

Phillip Island, Sunday, October 22, 2017



Phillip Island

Results and timing service provided by **MotoGP™****MICHELIN® AUSTRALIAN MOTORCYCLE GRAND PRIX***After the Race***Event Best Maximum Speed****33***Rider**Nation Team**Motorcycle Km/h*

<i>Rider</i>	<i>Nation Team</i>	<i>Motorcycle</i>	<i>Km/h</i>	
29 <b>Andrea IANNONE</b>	ITA Team SUZUKI ECSTAR	SUZUKI	<b>343.6</b>	Race
9 <b>Danilo PETRUCCI</b>	ITA OCTO Pramac Racing	DUCATI	<b>342.6</b>	Race
17 <b>Karel ABRAHAM</b>	CZE Pull&Bear Aspar Team	DUCATI	<b>342.6</b>	Race
4 <b>Andrea DOVIZIOSO</b>	ITA Ducati Team	DUCATI	<b>342.4</b>	Race
8 <b>Hector BARBERA</b>	SPA Reale Avintia Racing	DUCATI	<b>342.0</b>	Qualifying Nr. 1
19 <b>Alvaro BAUTISTA</b>	SPA Pull&Bear Aspar Team	DUCATI	<b>340.6</b>	Qualifying Nr. 1
44 <b>PoI ESPARGARO</b>	SPA Red Bull KTM Factory Racing	KTM	<b>340.4</b>	Qualifying Nr. 2
93 <b>Marc MARQUEZ</b>	SPA Repsol Honda Team	HONDA	<b>339.0</b>	Free Practice Nr. 4
46 <b>Valentino ROSSI</b>	ITA Movistar Yamaha MotoGP	YAMAHA	<b>338.5</b>	Race
38 <b>Bradley SMITH</b>	GBR Red Bull KTM Factory Racing	KTM	<b>338.0</b>	Qualifying Nr. 2
43 <b>Jack MILLER</b>	AUS EG 0,0 Marc VDS	HONDA	<b>337.6</b>	Race
99 <b>Jorge LORENZO</b>	SPA Ducati Team	DUCATI	<b>337.2</b>	Free Practice Nr. 4
35 <b>Cal CRUTCHLOW</b>	GBR LCR Honda	HONDA	<b>337.1</b>	Race
25 <b>Maverick VIÑALES</b>	SPA Movistar Yamaha MotoGP	YAMAHA	<b>337.0</b>	Qualifying Nr. 2
5 <b>Johann ZARCO</b>	FRA Monster Yamaha Tech 3	YAMAHA	<b>336.9</b>	Qualifying Nr. 2
42 <b>Alex RINS</b>	SPA Team SUZUKI ECSTAR	SUZUKI	<b>336.1</b>	Race
41 <b>Aleix ESPARGARO</b>	SPA Aprilia Racing Team Gresini	APRILIA	<b>335.9</b>	Qualifying Nr. 2
76 <b>Loris BAZ</b>	FRA Reale Avintia Racing	DUCATI	<b>334.2</b>	Race
53 <b>Tito RABAT</b>	SPA EG 0,0 Marc VDS	HONDA	<b>333.6</b>	Qualifying Nr. 1
45 <b>Scott REDDING</b>	GBR OCTO Pramac Racing	DUCATI	<b>333.0</b>	Race
22 <b>Sam LOWES</b>	GBR Aprilia Racing Team Gresini	APRILIA	<b>330.3</b>	Race
26 <b>Dani PEDROSA</b>	SPA Repsol Honda Team	HONDA	<b>329.6</b>	Race
23 <b>Broc PARKES</b>	AUS Monster Yamaha Tech 3	YAMAHA	<b>329.5</b>	Qualifying Nr. 1

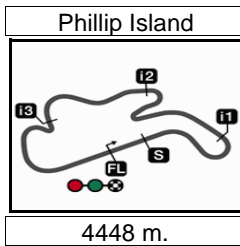
These data/results cannot be reproduced, stored and/or transmitted in whole or in part by any manner of electronic, mechanical, photocopying, recording, broadcasting or otherwise now known or herein after developed without the previous express consent by the copyright owner, except for reproduction in daily press and regular printed publications on sale to the public within 60 days of the event related to those data/results and always provided that copyright symbol appears together as follows below.

© DORNA, 2017

Official MotoGP Timing by TISSOT  
www.motogp.com

Phillip Island, Sunday, October 22, 2017





Results and timing service provided by TISSOT

MotoGP™

MICHELIN® AUSTRALIAN MOTORCYCLE GRAND PRIX

Race

Chronological Analysis of Performances

34

\* Lap / Sector time cancelled T1 Time from finish line to 1st intermediate T3 Time from 2nd intermed. to 3rd intermed.  
P Crossing the finish line in pit lane T2 Time from 1st intermed. to 2nd intermed. T4 Time from 3rd intermediate to finish line

Lap	Lap Time	T1	T2	T3	T4	Speed	Lap	Lap Time	T1	T2	T3	T4	Speed	
<b>1st</b>	<b>93</b>	<b>Marc MARQUEZ</b> Repsol Honda Team SPA						12	<b>1'30.504</b>	21.502	26.450	17.384	25.168	334.1
							13	<b>1'30.108</b>	21.600	26.183	<b>17.220</b>	<b>25.105</b>	334.5	
							14	<b>1'30.399</b>	21.457	26.261	17.393	25.288	333.8	
							15	<b>1'30.504</b>	21.485	26.250	17.440	25.329	328.6	
							16	<b>1'30.669</b>	21.496	26.353	17.401	25.419	329.0	
							17	<b>1'30.720</b>	21.517	26.582	17.390	25.231	330.3	
							18	<b>1'30.784</b>	21.547	26.355	17.581	25.301	327.3	
							19	<b>1'30.950</b>	21.720	26.438	17.431	25.361	322.1	
							20	<b>1'31.114</b>	21.627	26.760	17.347	25.380	332.2	
							21	<b>1'30.418</b>	<b>21.302</b>	26.412	17.418	25.286	334.6	
							22	<b>1'30.194</b>	21.448	26.206	17.332	25.208	333.1	
							23	<b>1'30.603</b>	21.515	26.469	17.435	25.184	334.5	
							24	<b>1'30.282</b>	21.381	26.234	17.342	25.325	333.6	
							25	<b>1'31.311</b>	21.413	26.927	17.474	25.497	334.0	
							26	<b>1'30.637</b>	21.371	26.401	17.416	25.449	332.2	
							27	<b>1'30.784</b>	21.485	26.375	17.476	25.448	331.3	

Run #	1	Front Tyre	Slick-Medium	Rear Tyre	Slick-Soft	Speed
1	1'37.416	27.929	26.589	17.690	25.208	234.0
2	<b>1'30.433</b>	21.664	26.200	17.508	25.061	330.4
3	<b>1'30.888</b>	21.581	26.951	17.357	24.999	331.7
4	<b>1'30.233</b>	21.553	26.286	17.387	25.007	325.3
5	<b>1'30.299</b>	21.612	26.315	17.409	24.963	323.2
6	<b>1'30.448</b>	21.671	26.372	17.449	24.956	321.8
7	<b>1'30.294</b>	21.539	26.256	17.415	25.084	328.8
8	<b>1'30.262</b>	21.498	26.500	17.365	24.899	321.0
9	<b>1'30.205</b>	21.744	26.275	<b>17.331</b>	<b>24.855</b>	324.4
10	<b>1'30.449</b>	21.531	26.315	17.416	25.187	323.4
11	<b>1'30.250</b>	21.513	26.220	17.434	25.083	321.9
12	<b>1'30.582</b>	21.583	26.471	17.489	25.039	326.9
13	<b>1'30.520</b>	<b>21.481</b>	26.344	17.456	25.239	323.3
14	<b>1'30.510</b>	21.523	26.496	17.354	25.137	326.7
15	<b>1'30.397</b>	21.595	26.265	17.410	25.127	328.8
16	<b>1'30.983</b>	21.524	26.663	17.403	25.393	324.5
17	<b>1'30.780</b>	21.585	26.408	17.552	25.235	332.9
18	<b>1'30.391</b>	21.676	26.331	17.411	24.973	<b>334.8</b>
19	<b>1'30.944</b>	21.773	26.445	17.465	25.261	312.2
20	<b>1'30.414</b>	21.614	26.114	17.451	25.235	328.8
21	<b>1'30.771</b>	21.554	26.465	17.534	25.218	327.3
22	<b>1'30.283</b>	21.636	26.040	17.452	25.155	326.8
23	<b>1'30.001</b>	21.501	25.940	17.484	25.076	326.7
24	<b>1'30.191</b>	21.530	25.996	17.412	25.253	328.0
25	<b>1'30.089</b>	21.557	<b>25.910</b>	17.438	25.184	326.4
26	<b>1'30.567</b>	21.613	26.186	17.497	25.271	327.0
27	<b>1'31.172</b>	21.651	26.266	17.699	25.556	327.6

Run #	1	Front Tyre	Slick-Medium	Rear Tyre	Slick-Medium	Speed
1	1'38.080	28.249	26.830	17.572	25.429	238.4
2	<b>1'30.320</b>	21.468	26.209	17.470	25.173	336.1
3	<b>1'30.298</b>	21.530	26.217	17.343	25.208	<b>338.5</b>
4	<b>1'30.120</b>	21.447	26.172	17.327	25.174	336.2
5	<b>1'30.223</b>	21.582	<b>26.116</b>	17.335	25.190	332.5
6	<b>1'30.383</b>	21.741	26.129	17.312	25.201	329.0
7	<b>1'30.543</b>	21.546	26.312	17.463	25.222	330.7
8	<b>1'30.217</b>	21.414	26.157	17.365	25.281	330.9
9	<b>1'30.722</b>	21.510	26.771	17.330	25.111	332.6
10	<b>1'30.241</b>	21.382	26.400	17.326	25.133	336.6
11	<b>1'30.443</b>	21.539	26.387	17.340	25.177	318.5
12	<b>1'30.569</b>	21.655	26.447	17.372	25.095	317.3
13	<b>1'30.459</b>	21.630	26.413	17.404	25.012	322.0
14	<b>1'30.181</b>	21.494	26.333	17.323	25.031	332.4
15	<b>1'30.618</b>	21.660	26.459	17.378	25.121	317.1
16	<b>1'30.544</b>	21.592	26.477	<b>17.311</b>	25.164	333.2
17	<b>1'30.602</b>	21.600	26.422	17.497	25.083	326.7
18	<b>1'30.690</b>	21.626	26.414	17.456	25.194	329.6
19	<b>1'30.763</b>	21.602	26.392	17.493	25.276	330.8
20	<b>1'30.603</b>	21.439	26.300	17.512	25.352	330.6
21	<b>1'31.127</b>	21.497	26.683	17.563	25.384	332.2
22	<b>1'31.429</b>	22.473	26.451	17.425	25.080	326.4
23	<b>1'30.477</b>	21.607	26.382	17.423	25.065	324.7
24	<b>1'30.391</b>	21.513	26.258	17.384	25.236	329.2
25	<b>1'30.267</b>	21.456	26.301	17.431	25.079	<b>335.9</b>
26	<b>1'30.692</b>	21.672	26.369	17.472	25.179	330.1

**Fastest Lap:** Marc MARQUEZ Repsol Honda Team SPA **1'30.001** 21.501 25.940 17.484 25.076

These data/results cannot be reproduced, stored and/or transmitted in whole or in part by any manner of electronic, mechanical, photocopying, recording, broadcasting or otherwise now known or herein after developed without the previous express consent by the copyright owner, except for reproduction in daily press and regular printed publications on sale to the public within 60 days of the event related to those data/results and always provided that copyright symbol appears together as follows below.  
© DORNA, 2017



## Race

## MotoGP

Lap	Lap Time	T1	T2	T3	T4	Speed	Lap	Lap Time	T1	T2	T3	T4	Speed
27	1'30.545	21.412	26.608	17.359	25.166	332.3	20	1'30.685	21.502	26.699	17.320	25.164	335.0
<b>4th 5 Johann ZARCO</b> Monster Yamaha Tec FRA							21	1'30.702	21.684	26.426	17.353	25.239	318.6
							22	1'30.869	21.696	26.630	17.386	25.157	327.1
							23	1'30.465	21.487	26.280	17.489	25.209	333.8
							24	1'30.715	21.540	26.567	17.436	25.172	333.5
							25	1'30.698	21.533	26.330	17.504	25.331	335.4
							26	1'31.391	21.728	26.521	17.648	25.494	330.0
							27	1'31.277	21.650	26.542	17.617	25.468	332.9
<b>Run # 1 Front Tyre Slick-Soft Rear Tyre Slick-Soft</b>							<b>6th 29 Andrea IANNONE</b> Team SUZUKI ECST ITA						
1	1'38.412	28.575	26.977	17.412	25.448	232.3	<b>Run # 1 Front Tyre Slick-Medium Rear Tyre Slick-Soft</b>						
2	1'29.572	21.322	26.145	17.196	24.909	321.5	1	1'38.141	28.254	26.988	17.541	25.358	233.0
3	1'31.320	21.628	27.360	17.315	25.017	322.3	2	1'30.724	21.531	26.521	17.506	25.166	340.4
4	1'30.034	21.740	26.030	17.268	24.996	327.3	3	1'31.145	21.879	26.643	17.485	25.138	340.5
5	1'30.091	21.371	26.313	17.365	25.042	330.0	4	1'30.179	21.542	26.189	17.390	25.058	343.6
6	1'30.758	21.668	26.473	17.397	25.220	321.9	5	1'31.016	22.129	26.357	17.398	25.132	327.0
7	1'30.011	21.314	26.407	17.234	25.056	333.6	6	1'30.021	21.506	26.129	17.337	25.049	336.7
8	1'30.030	21.450	26.185	17.362	25.033	326.7	7	1'30.050	21.402	26.281	17.309	25.058	339.8
9	1'30.210	21.591	26.124	17.267	25.228	332.3	8	1'30.130	21.444	26.251	17.343	25.092	339.0
10	1'30.430	21.373	26.251	17.536	25.270	331.1	9	1'30.181	21.464	26.171	17.369	25.177	339.5
11	1'30.229	21.403	26.110	17.412	25.304	329.7	10	1'30.083	21.388	26.239	17.381	25.075	338.1
12	1'30.566	21.509	26.291	17.411	25.355	329.5	11	1'30.260	21.471	26.278	17.402	25.109	334.8
13	1'30.406	21.420	26.277	17.353	25.356	330.0	12	1'30.590	21.512	26.406	17.442	25.230	340.3
14	1'30.696	21.457	26.625	17.383	25.231	329.1	13	1'30.295	21.495	26.364	17.254	25.182	341.5
15	1'30.494	21.481	26.541	17.408	25.064	320.3	14	1'30.604	21.478	26.328	17.339	25.459	336.7
16	1'30.591	21.584	26.299	17.313	25.395	318.3	15	1'30.534	21.419	26.255	17.476	25.384	342.0
17	1'30.610	21.530	26.306	17.386	25.388	325.2	16	1'30.578	21.521	26.384	17.377	25.296	338.0
18	1'30.793	21.410	26.635	17.321	25.427	331.7	17	1'30.423	21.457	26.367	17.412	25.187	336.5
19	1'31.322	21.951	26.834	17.486	25.051	320.3	18	1'30.679	21.472	26.448	17.436	25.323	334.6
20	1'30.815	21.464	26.796	17.278	25.277	336.1	19	1'30.904	21.696	26.451	17.544	25.213	340.5
21	1'30.496	21.436	26.357	17.423	25.280	335.6	20	1'30.824	21.456	26.407	17.493	25.468	339.5
22	1'30.112	21.488	26.171	17.292	25.161	327.3	21	1'30.710	21.738	26.284	17.383	25.305	337.1
23	1'30.392	21.586	26.266	17.296	25.244	329.8	22	1'30.162	21.544	26.238	17.343	25.037	338.0
24	1'30.491	21.439	26.434	17.361	25.257	332.7	23	1'30.481	21.551	26.345	17.414	25.171	337.7
25	1'31.137	21.685	26.445	17.530	25.477	332.4	24	1'30.394	21.429	26.291	17.383	25.291	338.8
26	1'30.820	21.398	26.619	17.478	25.325	329.4	25	1'31.021	21.317	26.405	17.626	25.673	337.3
27	1'30.776	21.524	26.451	17.419	25.382	326.0	26	1'31.516	21.835	26.629	17.499	25.553	332.3
<b>5th 35 Cal CRUTCHLOW</b> LCR Honda GBR							27	1'31.998	21.979	26.665	17.704	25.650	336.1
<b>Run # 1 Front Tyre Slick-Medium Rear Tyre Slick-Soft</b>							<b>7th 43 Jack MILLER</b> EG 0,0 Marc VDS AUS						
1	1'38.595	28.506	27.138	17.532	25.419		<b>Run # 1 Front Tyre Slick-Medium Rear Tyre Slick-Soft</b>						
2	1'30.876	21.727	26.705	17.317	25.127	330.4	1	1'36.627	27.639	26.263	17.459	25.266	235.2
3	1'30.568	21.465	26.547	17.536	25.020	337.0	2	1'30.521	21.709	26.183	17.359	25.270	325.2
4	1'30.140	21.637	26.256	17.301	24.946	328.0	3	1'30.436	21.592	26.129	17.405	25.310	328.8
5	1'30.432	21.880	26.290	17.250	25.012	323.5	4	1'30.517	21.678	26.100	17.398	25.341	328.3
6	1'30.183	21.572	26.276	17.299	25.036	331.2	5	1'30.967	21.718	26.387	17.465	25.397	329.8
7	1'29.982	21.422	26.280	17.294	24.986	337.1	6	1'31.259	21.969	26.415	17.398	25.477	317.5
8	1'30.169	21.632	26.216	17.323	24.998	320.5	7	1'30.395	21.359	26.371	17.326	25.339	335.0
9	1'30.306	21.660	26.253	17.436	24.957	328.5	8	1'30.146	21.436	26.252	17.397	25.061	332.2
10	1'30.091	21.585	26.206	17.407	24.893	322.6	9	1'30.126	21.529	26.173	17.323	25.101	332.5
11	1'30.623	21.843	26.454	17.278	25.048	317.0	10	1'30.040	21.439	26.075	17.367	25.159	335.8
12	1'30.606	21.569	26.497	17.368	25.172	319.5	11	1'30.441	21.528	26.322	17.393	25.198	314.5
13	1'30.280	21.613	26.438	17.321	24.908	321.0	12	1'30.699	21.487	26.421	17.475	25.316	334.7
14	1'30.628	21.516	26.511	17.367	25.234	323.3							
15	1'30.482	21.609	26.353	17.397	25.123	323.3							
16	1'30.779	21.626	26.521	17.310	25.322	328.0							
17	1'30.590	21.548	26.428	17.384	25.230	334.0							
18	1'30.433	21.549	26.329	17.417	25.138	336.3							
19	1'31.052	21.672	26.689	17.617	25.074	328.8							

**Fastest Lap:** Marc MARQUEZ Repsol Honda Team SPA 1'30.001 21.501 25.940 17.484 25.076

These data/results cannot be reproduced, stored and/or transmitted in whole or in part by any manner of electronic, mechanical, photocopying, recording, broadcasting or otherwise now known or herein after developed without the previous express consent by the copyright owner, except for reproduction in daily press and regular printed publications on sale to the public within 60 days of the event related to those data/results and always provided that copyright symbol appears together as follows below.  
© DORNA, 2017





# Race

# MotoGP

Lap	Lap Time	T1	T2	T3	T4	Speed	Lap	Lap Time	T1	T2	T3	T4	Speed
13	1'30.288	21.424	26.499	17.268	25.097	337.6	6	1'31.007	21.764	26.554	17.445	25.244	332.6
14	1'30.882	21.490	26.757	17.310	25.325	330.7	7	1'30.369	21.451	26.359	17.413	25.146	334.5
15	1'30.478	21.594	26.347	17.344	25.193	332.7	8	1'30.613	21.538	26.388	17.438	25.249	328.1
16	1'30.691	21.559	26.332	17.368	25.432	333.9	9	1'30.684	21.565	26.290	17.477	25.352	332.3
17	1'30.803	21.606	26.442	17.447	25.308	335.5	10	1'30.691	21.561	26.372	17.525	25.233	331.2
18	1'30.862	21.728	26.485	17.364	25.285	324.5	11	1'30.510	21.480	26.361	17.442	25.227	331.0
19	1'30.884	21.450	26.613	17.623	25.198	331.0	12	1'30.518	21.505	26.287	17.485	25.241	332.2
20	1'30.827	21.491	26.648	17.374	25.314	334.5	13	1'30.555	21.481	26.359	17.456	25.259	333.3
21	1'30.626	21.524	26.418	17.394	25.290	334.1	14	1'30.746	21.538	26.302	17.496	25.410	330.6
22	1'30.535	21.588	26.244	17.422	25.281	329.0	15	1'30.749	21.537	26.372	17.384	25.456	327.4
23	1'31.313	21.670	26.648	17.539	25.456	324.6	16	1'31.109	21.614	26.555	17.546	25.394	330.2
24	1'30.728	21.557	26.340	17.441	25.390	331.4	17	1'31.140	21.534	26.514	17.551	25.541	330.3
25	1'30.755	21.506	26.214	17.575	25.460	330.6	18	1'31.135	21.667	26.497	17.443	25.528	327.2
26	1'31.095	21.586	26.405	17.628	25.476	334.7	19	1'30.896	21.534	26.306	17.519	25.537	330.6
27	1'32.450	22.047	26.732	17.872	25.799	333.4	20	1'31.176	21.530	26.498	17.549	25.599	329.5

**8th** **42** Alex RINS Team SUZUKI ECST SPA

Run #	1	Front Tyre	Slick-Medium	Rear Tyre	Slick-Soft	
1	1'39.221	28.723	27.345	17.684	25.469	
2	1'30.341	21.803	26.175	17.258	25.105	328.9
3	1'31.002	21.706	26.647	17.480	25.169	327.2
4	1'30.829	21.824	26.297	17.407	25.301	326.3
5	1'29.843	21.432	26.233	17.267	24.911	334.1
6	1'30.310	21.594	26.323	17.307	25.086	335.0
7	1'30.122	21.578	26.257	17.342	24.945	333.9
8	1'30.034	21.466	26.209	17.323	25.036	334.1
9	1'30.010	21.470	26.212	17.309	25.019	331.1
10	1'30.291	21.452	26.440	17.365	25.034	324.5
11	1'30.379	21.482	26.377	17.375	25.145	328.3
12	1'30.376	21.435	26.417	17.360	25.164	336.1
13	1'30.561	21.592	26.439	17.383	25.147	323.5
14	1'30.357	21.469	26.338	17.398	25.152	330.7
15	1'30.581	21.672	26.352	17.397	25.160	330.0
16	1'30.794	21.559	26.536	17.415	25.284	332.1
17	1'30.705	21.579	26.390	17.425	25.311	332.3
18	1'30.686	21.581	26.512	17.380	25.213	330.4
19	1'30.873	21.524	26.471	17.625	25.253	326.3
20	1'31.002	21.452	26.711	17.400	25.439	334.7
21	1'30.818	21.523	26.461	17.471	25.363	331.2
22	1'31.573	21.870	26.513	17.608	25.582	327.0
23	1'31.579	21.665	26.625	17.606	25.683	327.0
24	1'32.034	21.796	26.651	17.695	25.892	325.3
25	1'32.151	21.906	26.677	17.870	25.698	325.9
26	1'32.932	22.007	26.991	17.865	26.069	328.8
27	1'32.576	21.880	26.909	17.841	25.946	325.1

**9th** **44** Pol ESPARGARO Red Bull KTM Factory SPA

Run #	1	Front Tyre	Slick-Medium	Rear Tyre	Slick-Soft	
1	1'38.299	28.176	26.793	17.598	25.732	238.1
2	1'31.142	21.910	26.456	17.598	25.178	334.5
3	1'31.085	21.720	26.603	17.536	25.226	336.0
4	1'30.840	21.706	26.313	17.425	25.396	332.3
5	1'31.063	21.788	26.383	17.461	25.431	326.6

**10th** **38** Bradley SMITH Red Bull KTM Factory GBR

Run #	1	Front Tyre	Slick-Medium	Rear Tyre	Slick-Soft	
1	1'39.139	28.449	26.976	17.471	26.243	239.0
2	1'30.986	22.023	26.408	17.396	25.159	326.5
3	1'30.832	21.561	26.448	17.519	25.304	332.9
4	1'30.627	21.617	26.386	17.390	25.234	330.3
5	1'30.889	21.720	26.495	17.412	25.262	325.7
6	1'30.656	21.620	26.369	17.405	25.262	333.5
7	1'30.516	21.579	26.343	17.400	25.194	333.8
8	1'30.363	21.508	26.243	17.390	25.222	334.2
9	1'30.313	21.525	26.163	17.357	25.268	333.1
10	1'30.392	21.541	26.219	17.410	25.222	333.9
11	1'30.428	21.486	26.259	17.411	25.272	333.2
12	1'30.556	21.580	26.372	17.363	25.241	332.8
13	1'30.422	21.468	26.278	17.407	25.269	333.4
14	1'30.610	21.605	26.290	17.399	25.316	332.2
15	1'30.784	21.598	26.310	17.461	25.415	331.5
16	1'31.057	21.643	26.502	17.460	25.452	331.6
17	1'31.104	21.565	26.504	17.551	25.484	331.2
18	1'31.131	21.682	26.441	17.528	25.480	330.4
19	1'31.276	21.649	26.388	17.606	25.633	330.8
20	1'31.436	21.677	26.461	17.633	25.665	328.9
21	1'31.320	21.693	26.492	17.593	25.542	329.0
22	1'31.359	21.642	26.461	17.630	25.626	329.0
23	1'31.686	21.768	26.549	17.679	25.690	329.0
24	1'31.636	21.712	26.566	17.661	25.697	328.2
25	1'31.975	21.913	26.578	17.714	25.770	325.4
26	1'31.967	21.797	26.632	17.821	25.717	327.8
27	1'32.574	21.735	26.759	17.701	26.379	331.8

**Fastest Lap:** Marc MARQUEZ Repsol Honda Team SPA **1'30.001** 21.501 25.940 17.484 25.076

These data/results cannot be reproduced, stored and/or transmitted in whole or in part by any manner of electronic, mechanical, photocopying, recording, broadcasting or otherwise now known or herein after developed without the previous express consent by the copyright owner, except for reproduction in daily press and regular printed publications on sale to the public within 60 days of the event related to those data/results and always provided that copyright symbol appears together as follows below.  
© DORNA, 2017





## Race

## MotoGP

Lap	Lap Time	T1	T2	T3	T4	Speed	Lap	Lap Time	T1	T2	T3	T4	Speed
15	1'31.012	21.473	26.586	17.513	25.440	340.2	8	1'30.791	21.817	26.227	17.580	25.167	320.6
16	1'31.695	21.465	27.008	17.792	25.430	338.5	9	1'30.718	21.468	26.466	17.532	25.252	331.1
17	1'31.296	21.511	26.643	17.613	25.529	336.8	10	1'31.100	21.807	26.461	17.492	25.340	318.8
18	1'31.654	21.526	26.833	17.658	25.637	338.7	11	1'31.039	21.707	26.425	17.592	25.315	326.9
19	1'32.075	21.552	26.948	17.758	25.817	336.8	12	1'31.059	21.760	26.479	17.535	25.285	322.0
20	1'31.873	21.511	26.917	17.809	25.636	340.0	13	1'31.274	21.729	26.809	17.536	25.200	327.6
21	1'31.484	21.442	26.656	17.745	25.641	338.2	14	1'30.673	21.510	26.459	17.507	25.197	327.4
22	1'31.876	21.537	26.980	17.755	25.604	336.6	15	1'30.724	21.504	26.367	17.469	25.384	331.3
23	1'31.634	21.548	26.725	17.755	25.606	338.9	16	1'31.074	21.519	26.573	17.575	25.407	330.7
24	1'31.933	21.649	26.776	17.827	25.681	338.8	17	1'31.378	21.667	26.639	17.614	25.458	316.4
25	1'31.757	21.545	26.708	17.808	25.696	339.6	18	1'31.775	21.662	26.965	17.688	25.460	322.3
26	1'32.141	21.702	26.840	17.792	25.807	338.2	19	1'31.661	21.745	26.654	17.767	25.495	322.9
27	1'32.202	21.514	26.863	17.830	25.995	340.0	20	1'31.899	21.753	26.740	17.880	25.526	317.6

**15th 99** Jorge LORENZO      Ducati Team      SPA

Run #	1	Front Tyre	Slick-Medium	Rear Tyre	Slick-Soft	
1	1'40.055	29.277	27.427	17.829	25.522	
2	1'31.458	21.925	26.478	17.702	25.353	310.0
3	1'31.339	21.810	26.492	17.604	25.433	322.1
4	1'31.410	21.666	26.582	17.658	25.504	332.9
5	1'30.783	21.679	26.273	17.637	25.194	328.7
6	1'30.917	21.725	26.453	17.534	25.205	329.3
7	1'30.835	21.604	26.402	17.583	25.246	330.7
8	1'30.869	21.714	26.358	17.550	25.247	329.9
9	1'31.251	21.772	26.747	17.548	25.184	331.5
10	1'30.754	21.586	26.526	17.451	25.191	336.0
11	1'30.831	21.597	26.438	17.601	25.195	332.6
12	1'30.692	21.608	26.341	17.574	25.169	333.1
13	1'30.755	21.515	26.458	17.535	25.247	335.1
14	1'30.929	21.664	26.352	17.602	25.311	333.0
15	1'31.077	21.644	26.432	17.634	25.367	331.2
16	1'31.716	21.959	26.686	17.641	25.430	330.9
17	1'31.318	21.615	26.471	17.720	25.512	331.6
18	1'32.151	21.935	27.002	17.812	25.402	328.6
19	1'31.563	21.817	26.582	17.700	25.464	321.1
20	1'31.609	21.871	26.515	17.728	25.495	331.2
21	1'31.543	21.723	26.503	17.710	25.607	328.6
22	1'31.905	21.788	26.695	17.831	25.591	327.1
23	1'31.775	21.788	26.552	17.817	25.618	329.0
24	1'31.799	21.772	26.584	17.824	25.619	328.6
25	1'31.859	21.669	26.585	17.838	25.767	328.7
26	1'32.091	21.820	26.649	17.902	25.720	328.9
27	1'32.656	21.741	27.166	17.887	25.862	329.3

**16th 53** Tito RABAT      EG 0,0 Marc VDS      SPA

Run #	1	Front Tyre	Slick-Medium	Rear Tyre	Slick-Soft	
1	1'39.618	29.077	27.342	17.711	25.488	
2	1'31.940	22.619	26.624	17.501	25.196	324.3
3	1'31.370	21.892	26.562	17.564	25.352	305.1
4	1'31.498	21.765	26.574	17.646	25.513	306.8
5	1'31.118	21.677	26.523	17.688	25.230	313.9
6	1'31.082	21.582	26.557	17.584	25.359	316.1
7	1'31.207	21.667	26.395	17.668	25.477	316.0

21	1'31.544	21.738	26.710	17.600	25.496	313.8
22	1'31.762	21.819	26.662	17.838	25.443	308.7
23	1'31.587	21.738	26.591	17.874	25.384	314.2
24	1'31.954	21.891	26.671	17.865	25.527	313.8
25	1'31.804	21.756	26.558	17.858	25.632	311.2
26	1'32.095	21.735	26.803	17.920	25.637	324.8
27	1'32.280	21.756	26.833	17.921	25.770	310.6

**17th 19** Alvaro BAUTISTA      Pull&Bear Aspar Tea      SPA

Run #	1	Front Tyre	Slick-Soft	Rear Tyre	Slick-Soft	
1	1'40.759	29.502	27.615	17.794	25.848	251.7
2	1'32.250	22.072	27.179	17.490	25.509	323.5
3	1'31.472	21.804	26.623	17.398	25.647	331.4
4	1'31.331	21.851	26.520	17.446	25.514	318.2
5	1'31.318	21.711	26.545	17.588	25.474	329.9
6	1'31.453	21.912	26.537	17.510	25.494	334.4
7	1'31.761	21.993	26.704	17.609	25.455	320.4
8	1'31.132	21.581	26.564	17.625	25.362	339.4
9	1'31.157	21.657	26.449	17.648	25.403	334.9
10	1'31.168	21.683	26.345	17.558	25.582	336.4
11	1'31.299	21.692	26.463	17.580	25.564	337.6
12	1'31.104	21.691	26.361	17.584	25.468	337.1
13	1'31.109	21.632	26.425	17.592	25.460	337.6
14	1'31.420	21.793	26.413	17.581	25.633	331.1
15	1'32.245	21.800	27.020	17.697	25.728	335.6
16	1'32.247	21.937	26.919	17.702	25.689	333.1
17	1'31.678	21.750	26.583	17.676	25.669	336.5
18	1'32.382	21.819	27.097	17.824	25.642	334.9
19	1'31.975	21.828	26.749	17.766	25.632	328.9
20	1'31.812	21.866	26.533	17.708	25.705	334.3
21	1'31.878	21.810	26.634	17.708	25.726	328.9
22	1'31.725	21.804	26.610	17.617	25.694	333.3
23	1'31.727	21.758	26.500	17.727	25.742	334.8
24	1'32.188	21.910	26.627	17.687	25.964	334.8
25	1'32.061	21.823	26.717	17.700	25.821	333.9
26	1'32.596	21.858	26.728	18.036	25.974	333.2
27	1'32.902	21.960	26.936	17.978	26.028	328.8

**Fastest Lap:** Marc MARQUEZ      Repsol Honda Team      SPA      1'30.001      21.501      25.940      17.484      25.076

These data/results cannot be reproduced, stored and/or transmitted in whole or in part by any manner of electronic, mechanical, photocopying, recording, broadcasting or otherwise now known or herein after developed without the previous express consent by the copyright owner, except for reproduction in daily press and regular printed publications on sale to the public within 60 days of the event related to those data/results and always provided that copyright symbol appears together as follows below.  
© DORNA, 2017



## Race

## MotoGP

Lap	Lap Time	T1	T2	T3	T4	Speed	Lap	Lap Time	T1	T2	T3	T4	Speed		
<b>18th</b>	<b>76</b>	<b>Loris BAZ</b>				Reale Avintia Racing FRA			22	<b>1'32.087</b>	21.843	26.675	17.788	25.781	324.2
							23	<b>1'32.155</b>	21.834	26.592	17.775	25.954	322.6		
							24	<b>1'32.974</b>	22.179	26.953	17.891	25.951	321.1		
							25	<b>1'32.706</b>	21.923	26.793	17.940	26.050	322.7		
							26	<b>1'32.760</b>	21.880	26.841	18.009	26.030	322.4		
							27	<b>1'33.316</b>	22.197	26.982	18.034	26.103	323.6		
							<b>20th</b>	<b>8</b>	<b>Hector BARBERA</b>				Reale Avintia Racing SPA		
									<i>Run #</i>	<i>1</i>	<i>Front Tyre</i>	<i>Slick-Medium</i>	<i>Rear Tyre</i>	<i>Slick-Soft</i>	
									1	1'41.141	29.884	27.590	17.975	25.692	243.2
									2	<b>1'32.367</b>	22.190	27.140	17.664	25.373	315.2
									3	<b>1'31.285</b>	21.801	26.630	17.526	25.328	326.1
									4	<b>1'31.295</b>	21.775	26.700	17.538	<b>25.282</b>	323.6
									5	<b>1'31.474</b>	21.753	26.652	17.635	25.434	323.5
									6	<b>1'31.051</b>	21.713	<b>26.552</b>	<b>17.426</b>	25.360	328.3
									7	<b>1'31.851</b>	21.879	26.683	17.643	25.646	316.6
									8	<b>1'31.390</b>	21.801	26.598	17.635	25.356	336.5
									9	<b>1'31.242</b>	21.753	26.605	17.510	25.374	329.7
									10	<b>1'31.653</b>	21.771	26.774	17.660	25.448	<b>341.5</b>
									11	<b>1'31.704</b>	21.767	26.643	17.685	25.609	334.5
									12	<b>1'31.413</b>	21.703	26.725	17.599	25.386	334.7
									13	<b>1'31.409</b>	21.663	26.681	17.547	25.518	332.0
									14	<b>1'31.636</b>	21.754	26.744	17.616	25.522	330.8
									15	<b>1'31.551</b>	<b>21.643</b>	26.664	17.665	25.579	334.8
									16	<b>1'32.830</b>	21.809	27.675	17.847	25.499	335.1
									17	<b>1'32.096</b>	22.002	26.858	17.700	25.536	334.0
									18	<b>1'32.290</b>	21.871	26.941	17.884	25.594	324.0
									19	<b>1'32.075</b>	21.839	26.865	17.752	25.619	333.1
									20	<b>1'32.220</b>	21.844	26.882	17.778	25.716	331.2
									21	<b>1'31.962</b>	21.722	26.755	17.822	25.663	330.7
									22	<b>1'32.375</b>	21.764	27.001	17.821	25.789	335.8
									23	<b>1'32.443</b>	21.843	26.862	17.913	25.825	332.4
									24	<b>1'32.998</b>	22.061	27.131	17.854	25.952	329.6
									25	<b>1'33.422</b>	21.934	27.181	18.237	26.070	331.5
									26	<b>1'33.783</b>	22.099	27.144	18.265	26.275	322.7
									27	<b>1'34.717</b>	22.408	27.662	18.382	26.265	317.3
							<b>21st</b>	<b>9</b>	<b>Daniilo PETRUCCI</b>				OCTO Pramac Racin ITA		
									<i>Run #</i>	<i>1</i>	<i>Front Tyre</i>	<i>Slick-Medium</i>	<i>Rear Tyre</i>	<i>Slick-Medium</i>	
									1	1'40.591	29.187	27.699	17.761	25.944	248.1
									2	<b>1'31.995</b>	21.950	27.096	<b>17.577</b>	<b>25.372</b>	337.3
									3	<b>1'31.423</b>	21.655	26.660	17.637	25.471	333.1
									4	<b>1'31.300</b>	21.681	<b>26.490</b>	17.677	25.452	330.8
									5	<b>1'31.914</b>	22.018	26.584	17.691	25.621	337.9
									6	<b>1'31.318</b>	<b>21.576</b>	26.619	17.579	25.544	338.9
									7	<b>1'31.403</b>	21.674	26.543	17.657	25.529	337.6
									8	<b>1'31.555</b>	21.665	26.710	17.697	25.483	340.6
									9	<b>1'31.502</b>	21.772	26.565	17.681	25.484	332.9
									10	<b>1'31.758</b>	21.731	26.646	17.753	25.628	<b>342.6</b>
									11	<b>1'32.011</b>	21.894	26.927	17.732	25.458	319.7
									12	<b>1'31.622</b>	21.793	26.608	17.671	25.550	329.4
									13	<b>1'31.456</b>	21.638	26.628	17.630	25.560	336.5
									14	<b>1'31.583</b>	21.675	26.648	17.644	25.616	334.4
<b>Fastest Lap:</b> Marc MARQUEZ Repsol Honda Team SPA <b>1'30.001</b> 21.501 25.940 17.484 25.076															

These data/results cannot be reproduced, stored and/or transmitted in whole or in part by any manner of electronic, mechanical, photocopying, recording, broadcasting or otherwise now known or herein after developed without the previous express consent by the copyright owner, except for reproduction in daily press and regular printed publications on sale to the public within 60 days of the event related to those data/results and always provided that copyright symbol appears together as follows below.  
© DORNA, 2017



## Race

MotoGP

Lap	Lap Time	T1	T2	T3	T4	Speed	Lap	Lap Time	T1	T2	T3	T4	Speed
15	1'31.876	21.743	26.636	17.786	25.711	328.8							
16	1'31.882	21.754	26.801	17.673	25.654	336.9							
17	1'32.026	21.720	26.834	17.834	25.638	340.4							
18	1'32.607	21.940	27.121	17.937	25.609	335.9							
19	1'32.297	21.852	26.888	17.820	25.737	335.4							
20	1'32.339	21.885	26.800	17.851	25.803	333.6							
21	1'32.545	21.910	26.722	18.022	25.891	331.5							
22	1'32.736	21.914	26.873	18.017	25.932	328.4							
23	1'33.264	22.067	26.948	18.123	26.126	334.6							
24	1'33.794	22.316	27.129	18.201	26.148	335.4							
25	1'33.351	22.106	26.979	18.207	26.059	333.2							
26	1'33.921	22.059	27.183	18.333	26.346	334.6							
27	1'34.471	22.193	27.365	18.316	26.597	331.3							

**22nd** **23** Broc PARKES Monster Yamaha Tec AUS

Run #	1	Front Tyre	Slick-Medium	Rear Tyre	Slick-Medium	
1	1'41.441	29.786	27.815	18.043	25.797	253.1
2	1'33.226	22.674	27.168	17.888	25.496	320.2
3	1'32.045	22.020	26.805	17.796	25.424	320.0
4	1'32.074	22.028	26.669	17.837	25.540	320.0
5	1'32.274	22.006	26.966	17.842	25.460	319.7
6	1'32.093	21.969	26.901	17.673	25.550	321.3
7	1'31.924	22.059	26.691	17.676	25.498	315.6
8	1'32.026	22.064	26.627	17.783	25.552	320.6
9	1'32.072	21.887	26.757	17.842	25.586	324.5
10	1'32.126	21.826	26.757	17.831	25.712	325.2
11	1'31.891	21.907	26.725	17.728	25.531	324.5
12	1'31.824	21.862	26.576	17.749	25.637	325.8
13	1'32.081	21.940	26.661	17.704	25.776	325.5
14	1'32.173	21.828	26.686	17.843	25.816	325.1
15	1'32.714	22.004	26.975	17.907	25.828	320.2
16	1'32.763	22.075	26.901	17.965	25.822	323.9
17	1'32.771	21.944	27.027	17.941	25.859	323.7
18	1'32.775	21.954	26.983	17.988	25.850	324.5
19	1'32.786	22.021	26.807	17.994	25.964	321.5
20	1'32.346	22.032	26.766	17.822	25.726	321.7
21	1'33.265	22.231	27.101	17.983	25.950	323.5
22	1'32.763	22.077	26.984	17.894	25.808	323.4
23	1'32.838	22.054	27.052	17.860	25.872	324.6
24	1'33.166	22.139	27.037	17.928	26.062	321.3
25	1'33.289	22.164	27.025	18.080	26.020	320.6
26	1'33.379	22.098	27.142	18.119	26.020	322.9
27	1'33.358	22.114	27.112	18.089	26.043	322.5

**23rd** **41** Aleix ESPARGARO Aprilia Racing Team SPA

Run #	1	Front Tyre	Slick-Medium	Rear Tyre	Slick-Soft	
1	1'38.715	28.730	27.013	17.595	25.377	
2	1'30.279	21.700	26.382	17.337	24.860	329.5
3	1'30.465	21.575	26.232	17.416	25.242	331.6
4	1'30.193	21.516	26.303	17.413	24.961	331.8
5	1'30.086	21.468	26.260	17.425	24.933	332.2
6	1'30.628	21.631	26.396	17.374	25.227	324.4
7	1'30.380	21.589	26.386	17.302	25.103	318.9

**Fastest Lap:** Marc MARQUEZ Repsol Honda Team SPA **1'30.001** 21.501 25.940 17.484 25.076

These data/results cannot be reproduced, stored and/or transmitted in whole or in part by any manner of electronic, mechanical, photocopying, recording, broadcasting or otherwise now known or herein after developed without the previous express consent by the copyright owner, except for reproduction in daily press and regular printed publications on sale to the public within 60 days of the event related to those data/results and always provided that copyright symbol appears together as follows below.  
© DORNA, 2017

Official MotoGP Timing by TISSOT  
www.motogp.com

Phillip Island, Sunday, October 22, 2017

Page 7 of 7







<i>Num</i>	<i>Lap Time</i>	<i>Gap</i>
19	1'32.902	36.377
76	1'33.478	39.654
22	1'33.316	40.400
8	1'34.717	45.901
9	1'34.471	48.768
23	1'33.358	57.711

Lapped rider

These data/results cannot be reproduced, stored and/or transmitted in whole or in part by any manner of electronic, mechanical, photocopying, recording, broadcasting or otherwise now known or herein after developed without the previous express consent by the copyright owner, except for reproduction in daily press and regular printed publications on sale to the public within 60 days of the event related to those data/results and always provided that copyright symbol appears together as follows below.

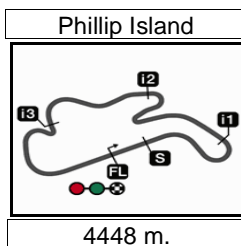
© DORNA, 2017

Official MotoGP Timing by **TISSOT**  
[www.motogp.com](http://www.motogp.com)

**Phillip Island, Sunday, October 22, 2017** Page 3 of 3







Results and timing service provided by **TISSOT**

**MotoGP™**

**MICHELIN® AUSTRALIAN MOTORCYCLE GRAND PRIX**

**2017 Independent Team Rider**

**36**

Rider	Nation	Point	Leader Previous	QAT	ARG	AME	SPA	FRA	ITA	CAT	NED	GER	CZE	AUT	GBR	RSM	ARA	JPN	AUS	MAL	VAL
1 ZARCO Johann	FRA	138		-	11	11	13	20	9	11	2	7	4	11	10	1	7	8	13		
2 PETRUCCI Danilo	ITA	111	27	27	-	9	8	9	-	16	-	20	4	9	-	20	-	16	-		
3 CRUTCHLOW Cal	GBR	103	35	8	-	16	13	-	11	-	5	13	6	11	1	13	3	-	-	11	
4 FOLGER Jonas	GER	84	54	19	6	10	5	8	9	3	10	-	20	6	-	7	-	-	-		
5 BAUTISTA Alvaro	SPA	70	68	14	-	13	1	-	-	11	9	-	10	-	8	6	4	8	-	-	
6 MILLER Jack	AUS	65	73	5	8	7	6	-	8	1	-	10	1	2	-	10	3	-	9		
7 ESPARGARO Aleix	SPA	62	76	3	10	-	-	7	-	-	6	9	8	3	-	-	10	9	-		
8 REDDING Scott	GBR	61	77	1	9	8	4	5	-	4	3	-	-	4	8	9	2	-	5		
9 BAZ Loris	FRA	45	93	16	4	5	-	3	7	-	4	8	-	7	1	-	-	6	-		
10 ABRAHAM Karel	CZE	30	108	15	2	6	-	1	-	-	2	9	-	3	2	3	-	-	-	2	
11 RABAT Tito	SPA	29	109	1	1	4	3	-	5	5	1	4	-	-	4	-	1	1	-		
12 BARBERA Hector	SPA	25	113	4	3	3	2	4	-	2	7	-	-	-	2	-	-	2	-		
13 KALLIO Mika	FIN	6	132	19	-	-	-	-	-	-	-	-	-	6	-	-	-	-	-		
14 LOWES Sam	GBR	5	133	1	-	-	-	-	2	-	-	-	-	-	-	-	-	3	-		

**2017 Rookie of the Year Classification**

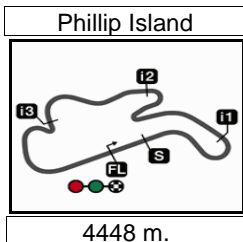
Rider	Nation	Point	Leader Previous	QAT	ARG	AME	SPA	FRA	ITA	CAT	NED	GER	CZE	AUT	GBR	RSM	ARA	JPN	AUS	MAL	VAL
1 ZARCO Johann	FRA	138		-	11	11	13	20	9	11	2	7	4	11	10	1	7	8	13		
2 FOLGER Jonas	GER	84	54	54	6	10	5	8	9	3	10	-	20	6	-	7	-	-	-		
3 RINS Alex	SPA	46	92	38	7	-	-	-	-	-	-	-	5	-	7	8	-	11	8		
4 LOWES Sam	GBR	5	133	41	-	-	-	-	2	-	-	-	-	-	-	-	-	3	-		

These data/results cannot be reproduced, stored and/or transmitted in whole or in part by any manner of electronic, mechanical, photocopying, recording, broadcasting or otherwise now known or herein after developed without the previous express consent by the copyright owner, except for reproduction in daily press and regular printed publications on sale to the public within 60 days of the event related to those data/results and always provided that copyright symbol appears together as follows below.  
© DORNA, 2017

Official MotoGP Timing by **TISSOT**  
www.motogp.com



**Phillip Island, Sunday, October 22, 2017**



Results and timing service provided by **TISSOT**

After the **MICHELIN® AUSTRALIAN MOTORCYCLE GRAND PRIX**

**MotoGP™**

**2017 Riders Performance**

(Qualifying Position - Starting Position - Race Position)

**37**

Rider	Points	QAT	ARG	AME	SPA	FRA	ITA	CAT	NED	GER	CZE	AUT	GBR	RSM	ARA	JPN	AUS	MAL	VAL
1 <b>MARQUEZ Marc</b>	269	3	1	1	2	5	6	4	2	1	1	1	1	3	5	3	1		
		3-4	1-NC	1-1	2-2	5-NC	6-6	4-2	2-3	1-1	1-1	1-2	1-NC	3-1	5-1	3-2	1-1	-	-
2 <b>DOVIZIOSO Andrea</b>	236	5	13	7	14	6	3	7	9	10	4	2	6	2	7	9	11		
		5-2	13-NC	7-6	14-5	6-4	3-1	7-1	9-5	10-8	4-6	2-1	6-1	2-3	7-7	9-1	11-13	-	-
3 <b>VIÑALES Maverick</b>	219	1	6	2	4	1	1	9	11	11	7	4	4	1	1	14	2		
		1-1	6-1	2-NC	4-6	1-1	1-2	9-10	11-NC	11-4	7-3	4-6	4-2	1-4	1-4	14-9	2-3	-	-
4 <b>ROSSI Valentino</b>	188	10	7	3	7	2	2	13	4	9	2	7	2		3	12	7		
		10-3	7-2	3-2	7-10	2-NC	2-4	13-8	4-1	9-5	2-4	7-7	2-3	-	3-5	12-NC	7-2	-	-
5 <b>PEDROSA Dani</b>	174	7	5	4	1	13	5	1	12	3	3	8	7	7	6	6	12		
		7-5	5-NC	4-3	1-1	13-3	5-NC	1-3	12-13	3-3	3-2	8-3	7-7	7-14	6-2	6-NC	12-12	-	-
6 <b>ZARCO Johann</b>	138	4	14	5	6	3	11	14	1	19	10	6	8	6	11	1	3		
		4-NC	14-5	5-5	6-4	3-2	11-7	14-5	1-14	19-9	10-12	6-5	8-6	6-15	11-9	1-8	3-4	-	-
7 <b>LORENZO Jorge</b>	117	12	16	6	8	16	7	2	21	6	6	3	5	5	2	5	16		
		12-11	16-NC	6-9	8-3	16-6	7-8	2-4	21-15	6-11	6-15	3-4	5-5	5-NC	2-3	5-6	16-15	-	-
8 <b>PETRUCCI Danilo</b>	111	11	4	13	13	19	9	3	3	2	8	5	18	8	16	2	18		
		11-NC	4-7	13-8	13-7	19-NC	9-3	3-NC	3-2	2-12	8-7	5-NC	17-NC	8-2	16-20	2-3	18-21	-	-
9 <b>CRUTCHLOW Cal</b>	103	9	3	9	3	4	13	17	8	4	5	9	3	4	4	15	10		
		9-NC	3-3	9-4	3-NC	4-5	13-NC	17-11	8-4	4-10	5-5	9-15	3-4	4-13	4-NC	15-NC	10-5	-	-
10 <b>FOLGER Jonas</b>	84	8	11	8	9	15	15	8	6	5	14	13		16	18				
		8-10	11-6	8-11	9-8	15-7	15-13	8-6	6-NC	5-2	14-10	13-NC	-NS	16-9	18-16	-	-	-	-
11 <b>BAUTISTA Alvaro</b>	70	13	10	19	17	14	8	10	7	12	9	17	14	10	9	16	22		
		13-NC	10-4	19-15	17-NC	14-NL	8-5	10-7	7-NC	12-6	9-NC	17-8	13-10	10-12	9-8	16-NC	22-17	-	-
12 <b>MILLER Jack</b>	65	16	17	12	10	11	19	15	13	13	15	19	17	14	13		5		
		16-8	17-9	12-10	10-NC	11-8	19-15	15-NC	13-6	13-15	15-14	19-NC	16-16	14-6	13-13	-	5-7	-	-

NC=Not classified NL=Not finished first lap NP=Not started race re-start N2=Not finished first lap race re-start EX=Excluded NS=Not Started DS=Disqualified

These data/results cannot be reproduced, stored and/or transmitted in whole or in part by any manner of electronic, mechanical, photocopying, recording, broadcasting or otherwise now known or herein after developed without the previous express consent by the copyright owner, except for reproduction in daily press and regular printed publications on sale to the public within 60 days of the event related to those data/results and always provided that copyright symbol appears together as follows below.  
© DORNA, 2017

Official MotoGP Timing by **TISSOT**  
www.motogp.com



	<b>Rider</b>	<i>Points</i>	<b>QAT</b>	<b>ARG</b>	<b>AME</b>	<b>SPA</b>	<b>FRA</b>	<b>ITA</b>	<b>CAT</b>	<b>NED</b>	<b>GER</b>	<b>CZE</b>	<b>AUT</b>	<b>GBR</b>	<b>RSM</b>	<b>ARA</b>	<b>JPN</b>	<b>AUS</b>	<i>MAL</i>	<i>VAL</i>
13	<b>ESPARGARO Aleix</b>	<b>62</b>	15	8	22	12	18	12	5	15	8	11	20	9	9	8	4	8		
			15-6	8-NC	22-17	12-9	18-NC	12-NC	5-NC	15-10	8-7	11-8	20-13	9-NC	9-NC	8-6	4-7	8-NC	-	-
14	<b>REDDING Scott</b>	<b>61</b>	6	15	10	11	7	20	11	5	23	23	15	12	19	22	22	20		
			6-7	15-8	10-12	11-11	7-NC	20-12	11-13	5-NC	23-20	23-16	15-12	11-8	19-7	22-14	22-16	20-11	-	-
15	<b>IANNONE Andrea</b>	<b>60</b>	2	12	11	5	17	16	12	16	16	20	10	15	21	10	11	4		
			2-NC	12-16	11-7	5-NC	17-10	16-10	12-16	16-9	16-NC	20-19	10-11	14-NC	21-NC	10-12	11-4	4-6	-	-
16	<b>ESPARGARO Pol</b>	<b>49</b>	22	18	21	15	8	18	20	19	7	18	16	11	17	14	8	6		
			22-16	18-14	21-NC	15-NC	8-12	18-NC	20-18	19-11	7-13	18-9	16-NC	10-11	17-11	14-10	8-11	6-9	-	-
17	<b>RINS Alex</b>	<b>46</b>	18	23						17	22	13	21	13	20	20	10	13		
			18-9	23-NC	-	-	-	-	-	17-17	22-21	13-11	21-16	12-9	20-8	20-17	10-5	13-8	-	-
18	<b>BAZ Loris</b>	<b>45</b>	14	9	14	20	12	17	16	14	14	12	12	21	15	17	13	17		
			14-12	9-11	14-NC	20-13	12-9	17-18	16-12	14-8	14-19	12-NC	12-9	20-15	15-16	17-21	13-10	17-18	-	-
19	<b>ABRAHAM Karel</b>	<b>30</b>	17	2	17	19	9	21	18	18	20	17	11	20	12	15	20	15		
			17-14	2-10	17-NC	19-15	9-NC	21-16	18-14	18-7	20-17	17-13	11-14	19-13	12-17	15-NC	20-NC	15-14	-	-
20	<b>RABAT Tito</b>	<b>29</b>	19	20	16	18	22	10	19	23	24	21	24	22	18	21	19	14		
			19-15	20-12	16-13	18-NC	22-11	10-11	19-15	23-12	24-18	21-17	24-19	21-12	18-NC	21-15	19-15	14-16	-	-
21	<b>BARBERA Hector</b>	<b>25</b>	20	21	15	21	20	14	6	20	18	16	14	16	13	19	17	19		
			20-13	21-13	15-14	21-12	20-NC	14-14	6-9	20-16	18-DS	16-20	14-17	15-14	13-NC	19-18	17-14	19-20	-	-
22	<b>SMITH Bradley</b>	<b>20</b>	23	19	18	16	10	23		22	15	19	22	19	22	23	7	9		
			23-17	19-15	18-16	16-14	10-13	23-20	-NS	22-NC	15-14	19-NC	22-18	18-17	22-10	23-19	7-17	9-10	-	-
23	<b>PIRRO Michele</b>	<b>18</b>						4							11					
			-	-	-	-	-	4-9	-	-	-	-	-	-	11-5	-	-	-	-	-
24	<b>KALLIO Mika</b>	<b>11</b>									17		18			12				
			-	-	-	-	-	-	-	-	17-16	-	18-10	-	-	12-11	-	-	-	-
25	<b>LOWES Sam</b>	<b>5</b>	21	22	20	22	21	22	21	10	21	22	23	23	23	24	18	23		
			21-18	22-NC	20-NC	22-16	21-14	22-19	21-19	10-NC	21-NC	22-18	23-20	22-NC	23-NC	24-22	18-13	23-19	-	-
26	<b>NAKASUGA Katsuyuki</b>	<b>4</b>																23		
			-	-	-	-	-	-	-	-	-	-	-	-	-	-	-	23-12	-	-
27	<b>GUINTOLI Sylvain</b>	<b>1</b>					23	24	22											
			-	-	-	-	23-15	24-17	22-17	-	-	-	-	-	-	-	-	-	-	-
28	<b>TSUDA Takuya</b>	<b>0</b>				23														
			-	-	-	23-17	-	-	-	-	-	-	-	-	-	-	-	-	-	-

NC=Not classified NL=Not finished first lap NP=Not started race re-start N2=Not finished first lap race re-start EX=Excluded NS=Not Started DS=Disqualified

These data/results cannot be reproduced, stored and/or transmitted in whole or in part by any manner of electronic, mechanical, photocopying, recording, broadcasting or otherwise now known or herein after developed without the previous express consent by the copyright owner, except for reproduction in daily press and regular printed publications on sale to the public within 60 days of the event related to those data/results and always provided that copyright symbol appears together as follows below.  
© DORNA, 2017

Official MotoGP Timing by **TISSOT**  
www.motogp.com



	<b>Rider</b>	<i>Points</i>	QAT	ARG	AME	SPA	FRA	ITA	CAT	NED	GER	CZE	AUT	GBR	RSM	ARA	JPN	AUS	MAL	VAL
29	<b>AOYAMA Hiroshi</b>	<b>0</b>															21			
			-	-	-	-	-	-	-	-	-	-	-	-	-	-	21-18	-	-	-
30	<b>PARKES Broc</b>	<b>0</b>																21		
			-	-	-	-	-	-	-	-	-	-	-	-	-	-	-	21-22	-	-

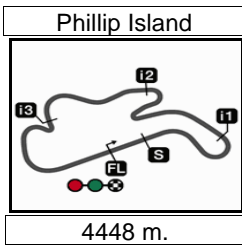
**NC=Not classified NL=Not finished first lap NP=Not started race re-start N2=Not finished first lap race re-start EX=Excluded NS=Not Started DS=Disqualified**

These data/results cannot be reproduced, stored and/or transmitted in whole or in part by any manner of electronic, mechanical, photocopying, recording, broadcasting or otherwise now known or herein after developed without the previous express consent by the copyright owner, except for reproduction in daily press and regular printed publications on sale to the public within 60 days of the event related to those data/results and always provided that copyright symbol appears together as follows below.  
© DORNA, 2017

Official MotoGP Timing by **TISSOT**  
www.motogp.com

**Phillip Island, Sunday, October 22, 2017**





Results and timing service provided by TISSOT

**MotoGP™**

**MICHELIN® AUSTRALIAN MOTORCYCLE GRAND PRIX**

**Official Starting Grid**

Race : 27 laps = 120.096 km



1	<b>1</b> 1'28.386 <b>93 Marc MARQUEZ</b> Honda	2	<b>2</b> 1'28.719 <b>25 Maverick VIÑALES</b> Yamaha	3	<b>3</b> 1'28.744 <b>5 Johann ZARCO</b> Yamaha
2	<b>4</b> 1'28.937 <b>29 Andrea IANNONE</b> Suzuki	3	<b>5</b> 1'28.964 <b>43 Jack MILLER</b> Honda	4	<b>6</b> 1'29.030 <b>44 Pol ESPARGARO</b> KTM
3	<b>7</b> 1'29.203 <b>46 Valentino ROSSI</b> Yamaha	4	<b>8</b> 1'29.271 <b>41 Aleix ESPARGARO</b> Aprilia	5	<b>9</b> 1'29.321 <b>38 Bradley SMITH</b> KTM
4	<b>10</b> 1'29.429 <b>35 Cal CRUTCHLOW</b> Honda	5	<b>11</b> 1'29.496 <b>4 Andrea DOVIZIOSO</b> Ducati	6	<b>12</b> 1'29.546 <b>26 Dani PEDROSA</b> Honda
5	<b>13</b> 1'29.824 <b>42 Alex RINS</b> Suzuki	6	<b>14</b> 1'29.847 <b>53 Tito RABAT</b> Honda	7	<b>15</b> 1'29.961 <b>17 Karel ABRAHAM</b> Ducati
6	<b>16</b> 1'30.085 <b>99 Jorge LORENZO</b> Ducati	7	<b>17</b> 1'30.224 <b>76 Loris BAZ</b> Ducati	8	<b>18</b> 1'30.471 <b>9 Danilo PETRUCCI</b> Ducati
7	<b>19</b> 1'30.543 <b>8 Hector BARBERA</b> Ducati	8	<b>20</b> 1'30.806 <b>45 Scott REDDING</b> Ducati	9	<b>21</b> 1'30.889 <b>23 Broc PARKES</b> Yamaha
8	<b>22</b> 1'30.900 <b>19 Alvaro BAUTISTA</b> Ducati	9	<b>23</b> 1'31.158 <b>22 Sam LOWES</b> Aprilia		

The results are provisional until the end of the limit for protest and appeals and until the ratification of the Event Management Committee.

Time limit for protest expires 60' at the latest after publication of the results - Mr. .... Time: .....

These data/results cannot be reproduced, stored and/or transmitted in whole or in part by any manner of electronic, mechanical, photocopying, recording, broadcasting or otherwise now known or herein after developed without the previous express consent by the copyright owner, except for reproduction in daily press and regular printed publications on sale to the public within 60 days of the event related to those data/results and always provided that copyright symbol appears together as follows below.


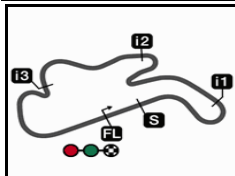
© DORNA, 2017

Official MotoGP Timing by TISSOT  
www.motogp.com



**Phillip Island, Sunday, October 22, 2017**

Phillip Island

Results and timing service provided by **MotoGP™**

4448 m.

**MICHELIN® AUSTRALIAN MOTORCYCLE GRAND PRIX****Race****Top Speed & Average**

<i>Rider</i>	<i>Nation</i>	<i>Motorcycle</i>	<i>Top 5 speeds</i>					<i>Average</i>	<i>Top</i>
29 <b>Andrea IANNONE</b>	<b>ITA</b>	SUZUKI	343.6	342.0	341.5	340.5	340.5	341.6	<b>343.6</b>
9 <b>Danilo PETRUCCI</b>	<b>ITA</b>	DUCATI	342.6	340.6	340.4	338.9	337.9	340.1	<b>342.6</b>
17 <b>Karel ABRAHAM</b>	<b>CZE</b>	DUCATI	342.6	342.4	341.6	341.4	341.0	341.8	<b>342.6</b>
4 <b>Andrea DOVIZIOSO</b>	<b>ITA</b>	DUCATI	342.4	341.0	340.1	338.8	338.6	340.2	<b>342.4</b>
8 <b>Hector BARBERA</b>	<b>SPA</b>	DUCATI	341.5	336.5	335.8	335.1	334.8	336.7	<b>341.5</b>
19 <b>Alvaro BAUTISTA</b>	<b>SPA</b>	DUCATI	339.4	337.6	337.6	337.1	336.5	337.6	<b>339.4</b>
46 <b>Valentino ROSSI</b>	<b>ITA</b>	YAMAHA	338.5	336.6	336.2	336.1	334.6	336.4	<b>338.5</b>
43 <b>Jack MILLER</b>	<b>AUS</b>	HONDA	337.6	335.8	335.5	335.0	334.7	335.6	<b>337.6</b>
35 <b>Cal CRUTCHLOW</b>	<b>GBR</b>	HONDA	337.1	337.0	336.3	335.4	335.0	336.2	<b>337.1</b>
5 <b>Johann ZARCO</b>	<b>FRA</b>	YAMAHA	336.1	335.6	333.6	332.7	332.4	334.1	<b>336.1</b>
42 <b>Alex RINS</b>	<b>SPA</b>	SUZUKI	336.1	335.0	334.7	334.1	334.1	334.8	<b>336.1</b>
44 <b>Po ESPARGARO</b>	<b>SPA</b>	KTM	336.0	334.5	334.5	333.3	332.6	334.2	<b>336.0</b>
99 <b>Jorge LORENZO</b>	<b>SPA</b>	DUCATI	336.0	335.1	333.1	333.0	332.9	334.0	<b>336.0</b>
25 <b>Maverick VIÑALES</b>	<b>SPA</b>	YAMAHA	335.9	335.4	333.7	333.2	333.2	334.3	<b>335.9</b>
41 <b>Aleix ESPARGARO</b>	<b>SPA</b>	APRILIA	332.2	331.8	331.6	329.5	324.4	329.9	<b>335.4</b>
93 <b>Marc MARQUEZ</b>	<b>SPA</b>	HONDA	334.8	332.9	331.7	330.4	328.8	330.9	<b>334.8</b>
38 <b>Bradley SMITH</b>	<b>GBR</b>	KTM	334.2	333.9	333.8	333.5	333.4	333.8	<b>334.2</b>
76 <b>Loris BAZ</b>	<b>FRA</b>	DUCATI	334.2	332.0	331.8	331.8	330.3	332.0	<b>334.2</b>
45 <b>Scott REDDING</b>	<b>GBR</b>	DUCATI	333.0	330.3	330.0	329.4	329.3	330.4	<b>333.0</b>
53 <b>Tito RABAT</b>	<b>SPA</b>	HONDA	331.3	331.1	330.7	327.6	327.4	329.6	<b>331.3</b>
22 <b>Sam LOWES</b>	<b>GBR</b>	APRILIA	330.3	330.0	328.8	328.8	328.1	329.2	<b>330.3</b>
26 <b>Dani PEDROSA</b>	<b>SPA</b>	HONDA	329.6	327.7	327.7	327.6	327.3	328.0	<b>329.6</b>
23 <b>Broc PARKES</b>	<b>AUS</b>	YAMAHA	325.8	325.5	325.2	325.1	324.6	325.2	<b>325.8</b>

These data/results cannot be reproduced, stored and/or transmitted in whole or in part by any manner of electronic, mechanical, photocopying, recording, broadcasting or otherwise now known or herein after developed without the previous express consent by the copyright owner, except for reproduction in daily press and regular printed publications on sale to the public within 60 days of the event related to those data/results and always provided that copyright symbol appears together as follows below.


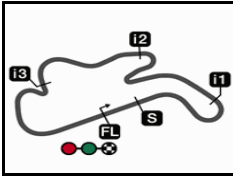
© DORNA, 2017

Official MotoGP Timing by **TISSOT**  
www.motogp.com




**Phillip Island, Sunday, October 22, 2017**

Phillip Island

Results and timing service provided by **MotoGP™**

4448 m.

**MICHELIN® AUSTRALIAN MOTORCYCLE GRAND PRIX****Race****Fastest Laps Sequence**

<i>Lap</i>	<i>Race Time</i>	 <i>Rider</i>	<i>Nation</i>	<i>Motorcycle</i>	<i>Time</i>	<i>Km/h</i>	<i>Riders's Lap</i>
2	<b>3'07.148</b>	43 <b>Jack MILLER</b>	AUS	HONDA	<b>1'30.521</b>	176.8	2
2	<b>3'07.849</b>	93 <b>Marc MARQUEZ</b>	SPA	HONDA	<b>1'30.433</b>	177.0	2
2	<b>3'07.880</b>	25 <b>Maverick VIÑALES</b>	SPA	YAMAHA	<b>1'30.287</b>	177.3	2
2	<b>3'07.984</b>	5 <b>Johann ZARCO</b>	FRA	YAMAHA	<b>1'29.572</b>	178.7	2

These data/results cannot be reproduced, stored and/or transmitted in whole or in part by any manner of electronic, mechanical, photocopying, recording, broadcasting or otherwise now known or herein after developed without the previous express consent by the copyright owner, except for reproduction in daily press and regular printed publications on sale to the public within 60 days of the event related to those data/results and always provided that copyright symbol appears together as follows below.

© DORNA, 2017

Official MotoGP Timing by TISSOT  
www.motogp.com

Phillip Island, Sunday, October 22, 2017

